

Let It Snow! Let It Snow!

www.banjoseen.com

Plectrum banjo arrangement by:
Bill Miller
 Play medium

Sammy Cahn & Jule Styne

F

Oh the weath - er out - side is fright - ful, but the

T: 13 13 11 10

A: 12 12

B: 12 12

Detailed description: This system contains the first three measures of the piece. It features a treble clef, a key signature of one flat (Bb), and a 4/4 time signature. Above the staff are ten chord diagrams for the F major chord, with fret numbers 1, 1, 10, 8, 7, 5, 3, 3, 1, and 1. The melody consists of quarter notes: G4, A4, Bb4, C5, Bb4, A4, G4, F4, E4, D4, C4. The bass line consists of quarter notes: D2, D2, D2, D2, D2, D2, D2, D2, D2, D2, D2.

C7 **Gm7**

fire is so de - light - ful. And since we've no place to

T: 0 12 12 13 11 10

A: 12 10 12 10 9 12

B: 12 12

Detailed description: This system contains the next three measures. It features a treble clef, a key signature of one flat (Bb), and a 4/4 time signature. Above the staff are ten chord diagrams for C7 and Gm7 chords, with fret numbers 5, 3, 5, 3, 2, x, 12, 10, 8, and 7. The melody consists of quarter notes: D4, E4, F4, G4, F4, E4, D4, C4, Bb4, A4, G4, F4, E4, D4, C4. The bass line consists of quarter notes: D2, D2, D2, D2, D2, D2, D2, D2, D2, D2, D2, D2, D2, D2, D2.

C **F**

go, Let it snow! Let it snow! Let it snow! It

T: 14 12 13 13 11 10 10 8

A: 12

B: 12 12

Detailed description: This system contains the final three measures. It features a treble clef, a key signature of one flat (Bb), and a 4/4 time signature. Above the staff are seven chord diagrams for C and F major chords, with fret numbers 5, 14, 12, 10, 8, 7, 5, 3, and 1. The melody consists of quarter notes: G4, A4, Bb4, C5, Bb4, A4, G4, F4, E4, D4, C4, Bb4, A4, G4, F4, E4, D4, C4. The bass line consists of quarter notes: D2, D2, D2, D2, D2, D2, D2, D2, D2, D2, D2, D2, D2, D2, D2.

F

does - n't show signs of stop - ping, and I brought some corn for

T	10	10	11	10							
A					12					12	10
B						10	12	12	12		12

C7 Gm7

pop - ping. The lights are turned 'way down low. Let it

T			0	12	12					14	12
A	9					13	11	10			
B		12							12		

C F C7 C

snow! Let it snow! Let it snow! When we fin - al - ly kiss good -

T	13	13	11	10	10	8					10
A							10	9	10	8	
B										9	

Chord diagrams: 5, 2, 5, Dm7 (3), 3, 2, G7 (1), 1, 2, C (2), 3

night, how I'll hate go - ing out in the storm! But if

T	8	9	8	10	10	9	12	9	9	10
A	8	9	8	10	10	9	12	9	9	10
B	8	9	8	10	10	9	12	9	9	10

Chord diagrams: 5, 7, 5, 2, 10, Em7 (5), D7 (10), 9, 7, G7 (8), 7, 9

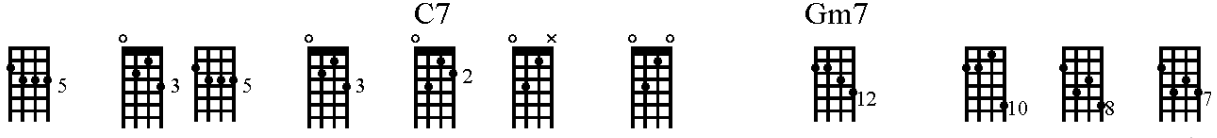
you'll real - ly hold me tight, all the way home I'll be


T	8	10	8	10	8	10	9	10	8	10	8
A	8	10	8	10	8	10	9	10	8	10	8
B	8	10	8	10	8	10	9	10	8	10	8


Chord diagrams: C7 (10), 1, F (10), 8, 7, 5, 3, x, xx x, xx x, xx x


warm. The fi - re is slow - ly dy - ing and my

T	10	10	10	11	10	12	10	12	12	12
A	10	10	10	11	10	12	10	12	12	12
B	10	10	10	11	10	12	10	12	12	12



	5	3	5	3	2	x	o	12	10	8	7
	dear, we're still good by - ing. But as long as you love me										
T	0 0 12 12 13 11 10										
A	12 10 12 10 9 12										
B											



	5	14	12	10	8	7	5	3
	so, Let it snow! Let it snow! Let it snow!							
T	14 12 13 13 11 10 10 8							
A	12 13 13 11 10 10 8							
B	12 10							