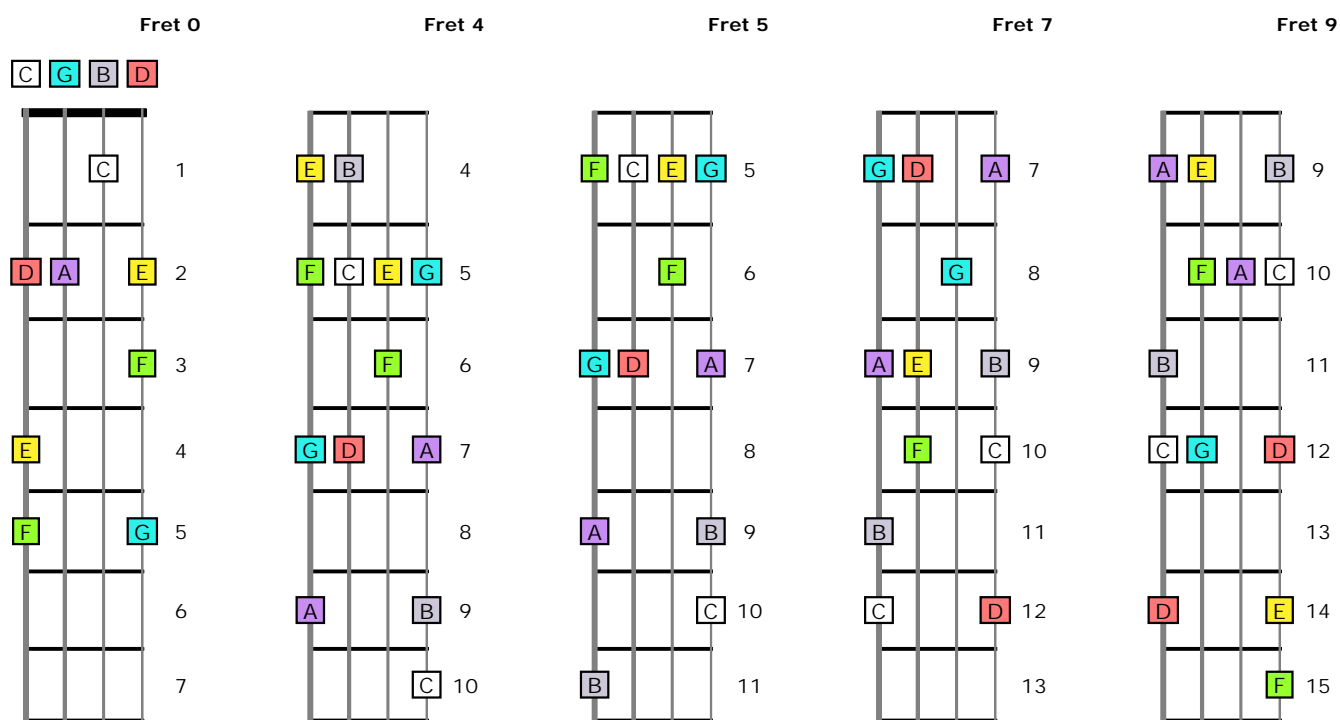


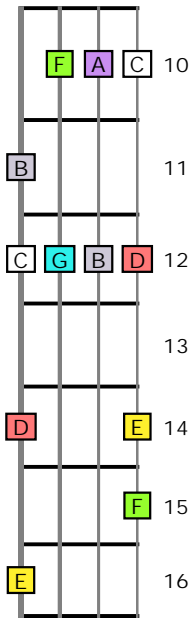
# www.banjoseen.com: Plectrum-CGBD

Scales : All Major Scales  
Banjo (4-String), Plectrum Tuning

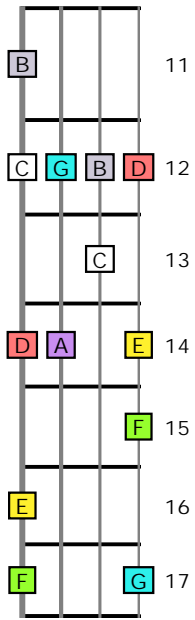
## C Major



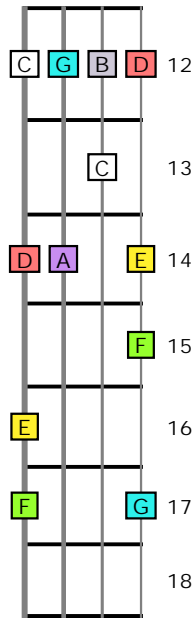
Fret 10



Fret 11



Fret 12



# C# Major

Banjo (4-String), Plectrum Tuning

The diagrams show the following fret positions and notes:

- Fret 0:** B# (open string)
- Fret 1:** C# (1), G# (1), B# (1), D# (1)
- Fret 2:** C# (2)
- Fret 3:** D# (3), A# (3), E# (3)
- Fret 4:** F# (4)
- Fret 5:** E# (5)
- Fret 6:** F# (6), G# (6)
- Fret 7:** (empty)
- Fret 8:** G# (8), D# (8), A# (8)
- Fret 9:** G# (9)
- Fret 10:** A# (10), E# (10), B# (10)
- Fret 11:** F# (11), C# (11)
- Fret 12:** B# (12)
- Fret 13:** C# (13), G# (13), B# (13), D# (13)
- Fret 14:** C# (14)
- Fret 15:** D# (15), A# (15), E# (15)
- Fret 16:** F# (16)
- Fret 17:** E# (17)
- Fret 18:** F# (18), G# (18)
- Fret 19:** (empty)

# D Major

The diagram shows 20 fretboard positions for the D Major scale on a 4-string banjo in plectrum tuning. Each position is labeled with a fret number and the notes on strings 1, 2, 3, and 4. The notes are color-coded: G (cyan), B (blue), D (red), C# (pink), A (purple), E (yellow), and F# (green).

Fret	String 1	String 2	String 3	String 4
0	G	B	D	
1	C#	D	A	C#
2	D	A	C#	E
3			D	
4	E	B	F#	G
5			G	
6	F#			
7	G		A	
8				
9	A	E	B	
10			A	
11	B	F#	C#	
12			G	B
13	C#			
14	D	A	C#	E
15			D	
16	E	B	F#	G
17			G	
18	F#			
19	G		A	

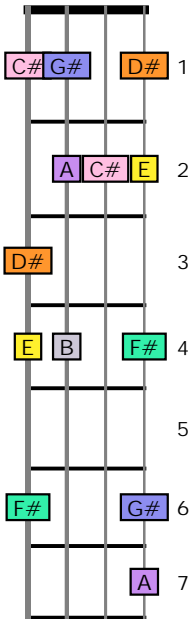
# Eb Major

The following table summarizes the notes shown in each fretboard diagram for Eb Major:

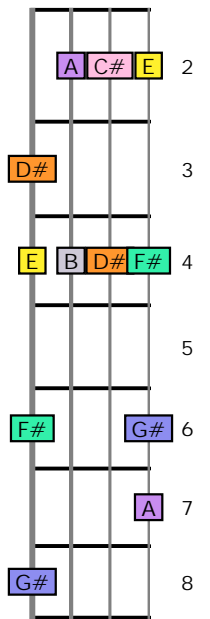
Fret	Notes
0	C, G, D
1	Ab, C, Eb
2	D
3	Eb, Bb, F
4	
5	F, G
6	Ab
7	G
8	Ab, Eb, G, Bb
9	Ab
10	Bb, F, C
11	
12	C, G, D
13	Ab, C, Eb
14	D
15	Eb, Bb, D, F
16	
17	F, G
18	Ab
19	G

# E Major

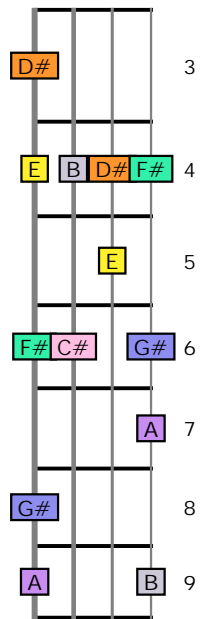
Fret 1



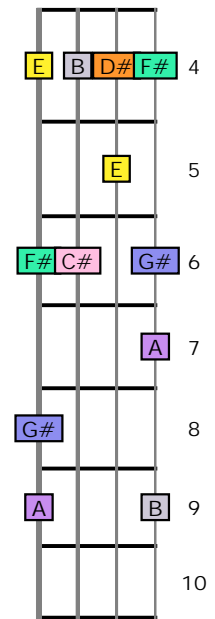
Fret 2



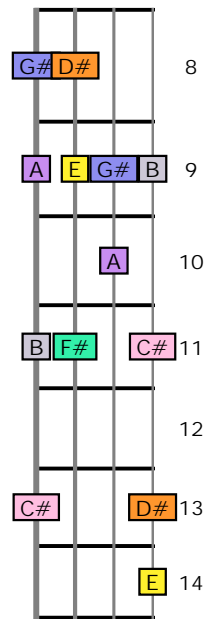
Fret 3



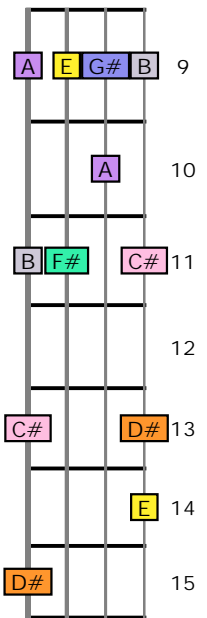
Fret 4



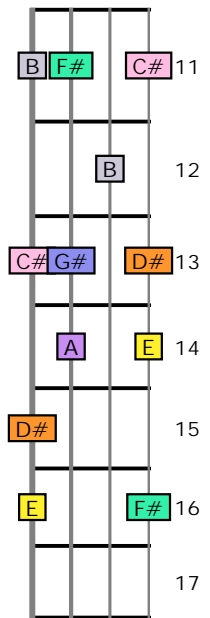
Fret 8



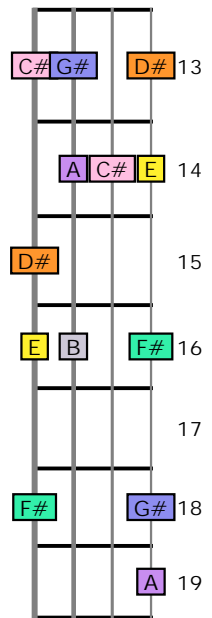
Fret 9



Fret 11



Fret 13



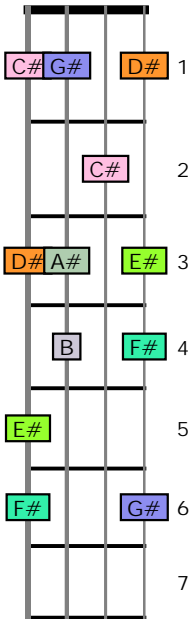
# F Major

The diagram shows 20 fretboard positions for the F Major scale, labeled Fret 0 through Fret 14. Each fretboard shows the notes on the four strings (from top to bottom) and their chromatic sequence. The notes are color-coded: C (white), G (cyan), D (red), E (yellow), F (green), A (purple), Bb (grey).

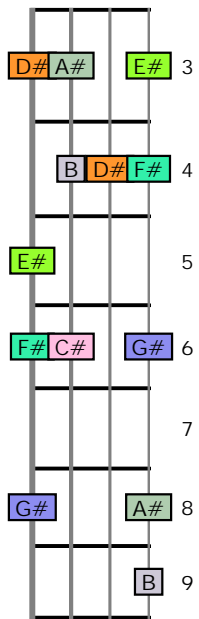
Fret	String 1 (Top)	String 2	String 3	String 4 (Bottom)
0	C	G	D	
1	C			
2	D	A	E	
3	Bb	F		
4	E			
5	F	G		
6				
7				
8				
9	A	E		
10	Bb	F	A	C
11	Bb			
12	C	G	D	
13				
14	D	A	E	
15	Bb	D	F	
16	E			
17	F	C	G	
18				
19	G	A		

# F# Major

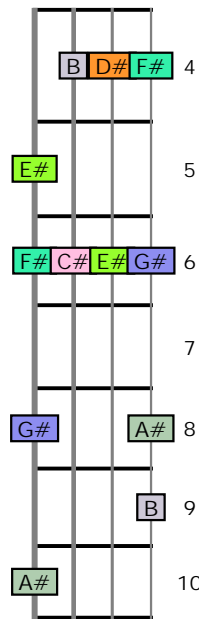
Fret 1



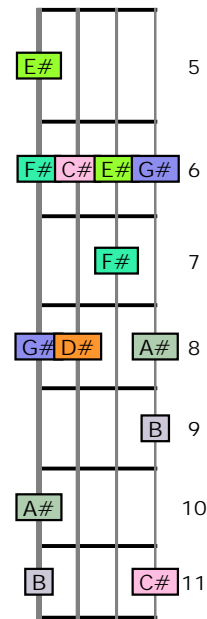
Fret 3



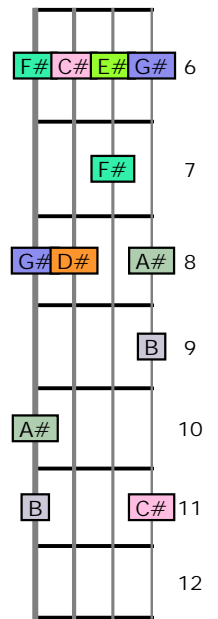
Fret 4



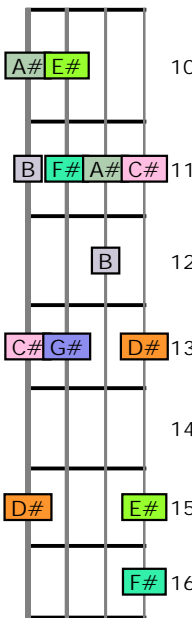
Fret 5



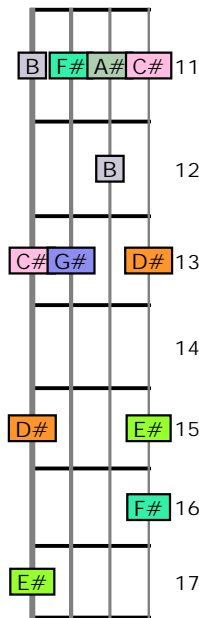
Fret 6



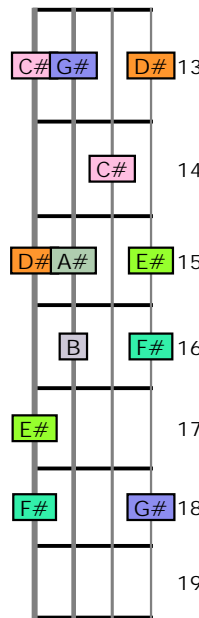
Fret 10



Fret 11



Fret 13



# G Major

The following table summarizes the notes for each fret in the G Major scale on a 4-string banjo in plectrum tuning:

Fret	String 1	String 2	String 3	String 4
0	C	G	B	D
1	C			
2	D	A	E	
3				
4	E	F#		
5		G		
6	F#			
7				
8				
9	A	B		
10		C		
11	B			
12	C	D	F#	A
13		G		
14	A	E	B	
15				
16	B	F#		
17		C	G	
18	F#			
19	G	A		

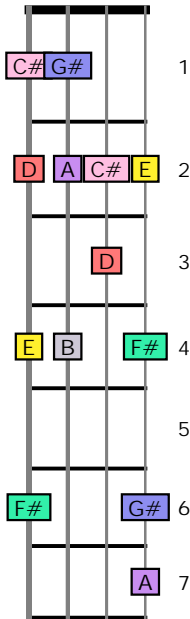
# Ab Major

The following table summarizes the notes shown in each fretboard diagram for the Ab Major scale:

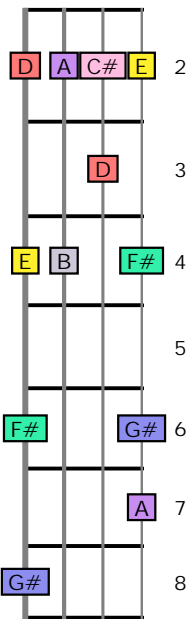
Fret	String 1	String 2	String 3	String 4
0	C, G			
1	Db, Ab, C, Eb			
2		Db		
3	Eb, Bb		F	
4				
5	F		G	
6				Ab
7				
8				
9				
10				
11				
12				
13				
14				
15				
16				
17				
18				
19				

# A Major

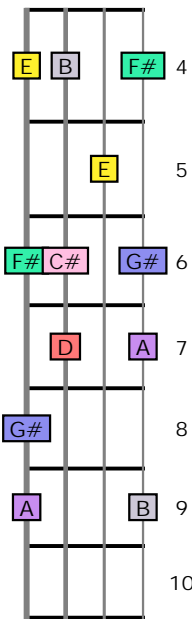
Fret 1



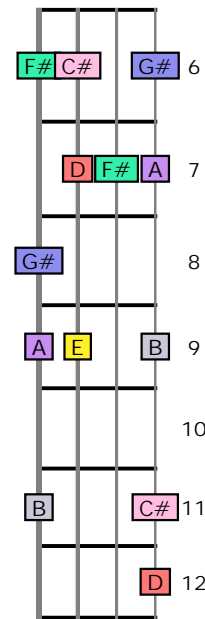
Fret 2



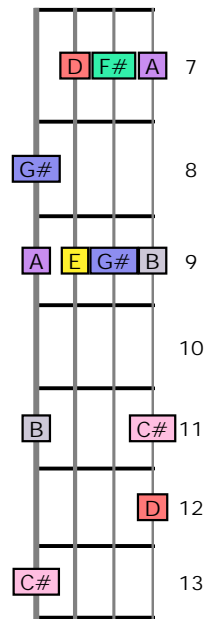
Fret 4



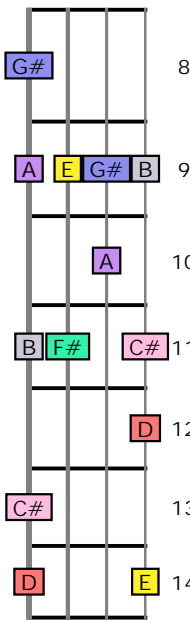
Fret 6



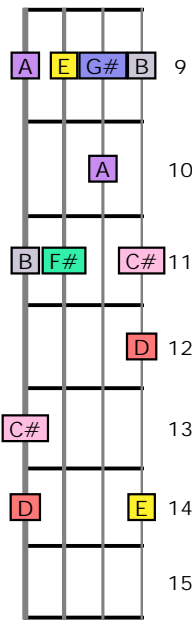
Fret 7



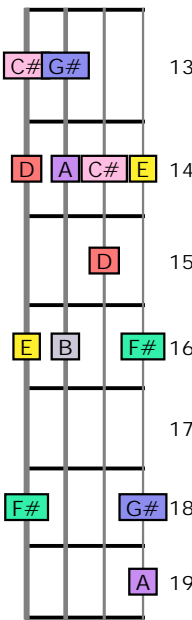
Fret 8



Fret 9

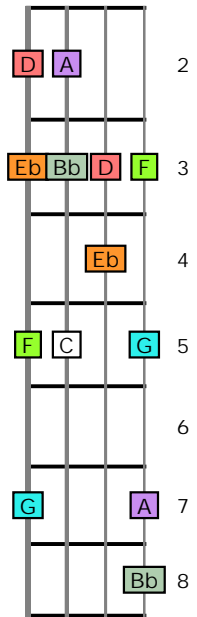


Fret 13

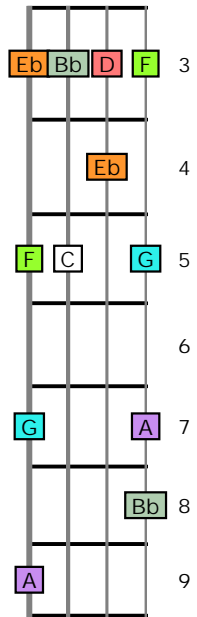


# Bb Major

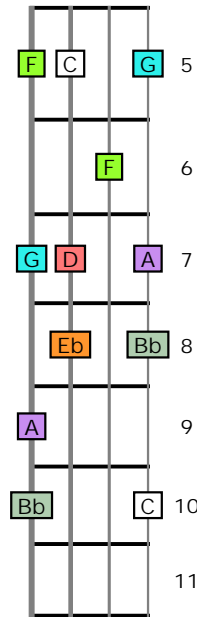
Fret 2



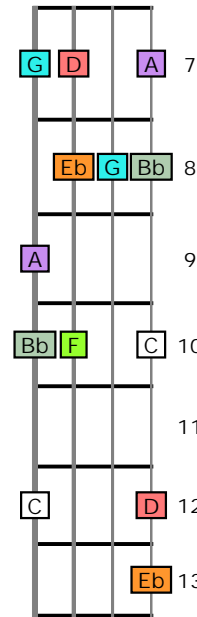
Fret 3



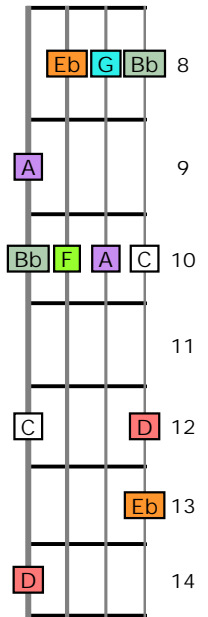
Fret 5



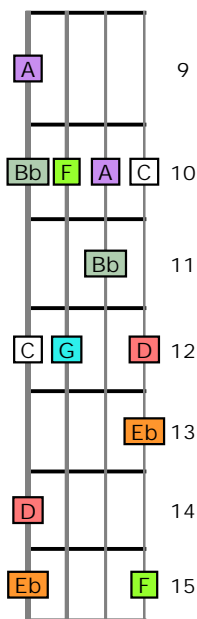
Fret 7



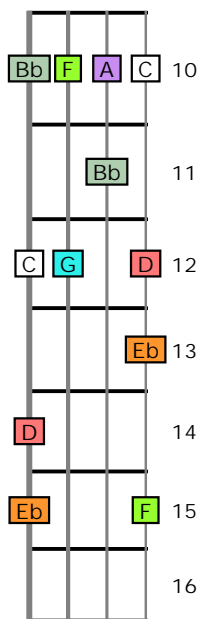
Fret 8



Fret 9

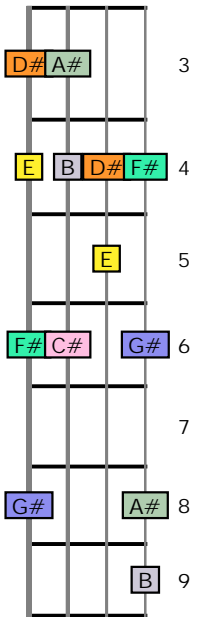


Fret 10

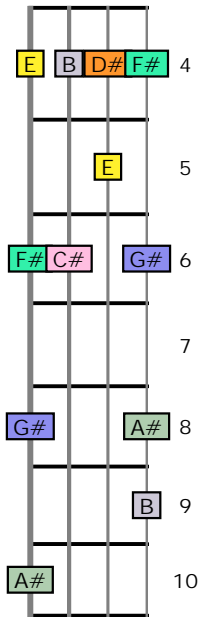


# B Major

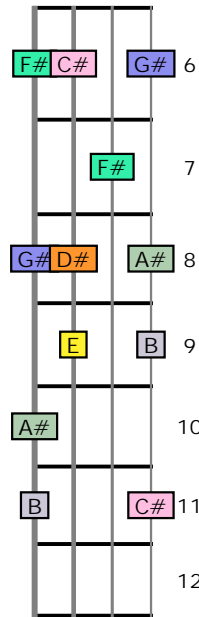
Fret 3



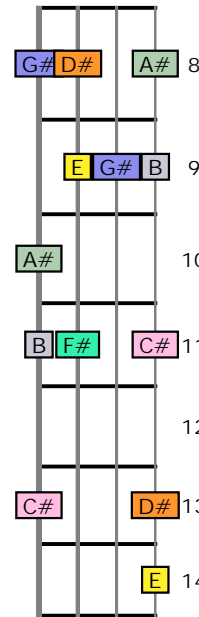
Fret 4



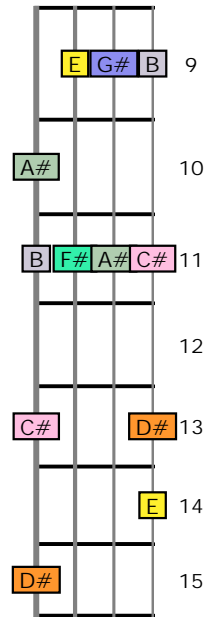
Fret 6



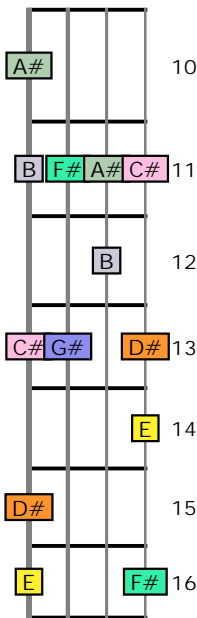
Fret 8



Fret 9



Fret 10



Fret 11

