

www.banjoseen.com: Tenor-CGDA

Scales : All Major Scales

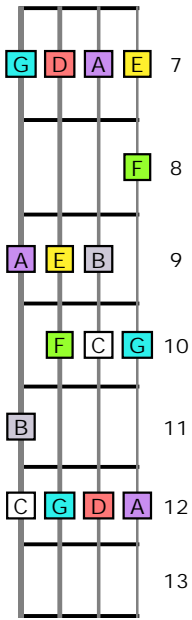
Banjo (4-String)

C Major

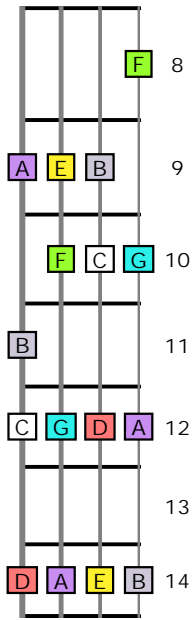
Fret 0 Fret 2 Fret 3 Fret 4 Fret 5

The diagram illustrates the C Major scale on a 4-string tenor banjo (CGDA) across frets 0 to 5. Each fret diagram shows the notes on the four strings (1-4) with their corresponding letter names and colors. The notes are: Fret 0: C (white), G (green), D (red), A (purple); Fret 1: D (red), A (purple), E (yellow), B (grey); Fret 2: E (yellow), B (grey), F (green), C (white); Fret 3: F (green), C (white), G (green), D (red), A (purple), E (yellow); Fret 4: G (green), D (red), A (purple), E (yellow), F (green); Fret 5: A (purple), E (yellow), B (grey), F (green), C (white), G (green).

Fret 7



Fret 8



C# Major

Fret 0 **Fret 1** **Fret 3** **Fret 4** **Fret 5**

Fret 6 **Fret 8**

Fret 3 **Fret 4** **Fret 5**

Fret 4 **Fret 5**

Fret 5

D Major

The following table summarizes the notes for each fret shown in the diagrams:

Fret	String 1	String 2	String 3	String 4	
0	G	D	A		
1	C#				
2	D	A	E	B	
3					
4	E	B	F#	C#	
5		G	D		
6	F#	C#			
7		G	D	A	E
8					
9	A	E	B	F#	
10				G	
11	B	F#	C#		
12	G	D	A		
13	C#				
14	D	A	E	B	

Eb Major

Fret 0 Fret 1 Fret 2 Fret 3 Fret 5

Fret 6 Fret 7 Fret 8

Detailed description: The image displays 13 fretboard diagrams for the Eb Major scale on a 4-string banjo. Each diagram shows a vertical fretboard with four strings and frets 0 through 14. Colored boxes represent notes: C (white), G (cyan), D (red), Eb (orange), Bb (green), F (light green), and Ab (blue). The notes are placed on the strings as follows: Fret 0: C(1), G(2), D(3); Fret 1: Ab(1), Eb(2), Bb(3), D(4); Fret 2: D(1), Eb(2), Bb(3), F(4), C(5); Fret 3: Eb(1), Bb(2), F(3), C(4), G(5), D(6); Fret 5: F(1), C(2), G(3), D(4), Ab(5), Eb(6); Fret 6: Ab(1), Eb(2), G(3), D(4), Ab(5), Eb(6); Fret 7: G(1), D(2), Ab(3), Eb(4), Bb(5), F(6); Fret 8: Ab(1), Eb(2), Bb(3), F(4), Bb(5), F(6), C(7), G(8); Fret 9: Bb(1), F(2), C(3), G(4), Ab(5); Fret 10: Bb(1), F(2), C(3), G(4), Ab(5); Fret 11: Ab(1), C(2), G(3), D(4), Ab(5), Eb(6), Bb(7); Fret 12: C(1), G(2), D(3), Ab(4), Eb(5), Bb(6), D(7); Fret 13: Ab(1), Eb(2), Bb(3), F(4), D(5); Fret 14: D(1).

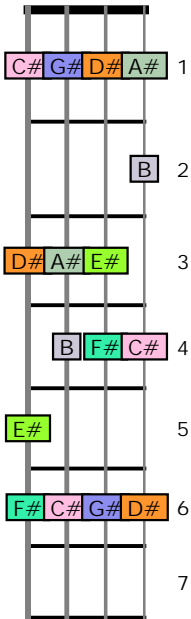
E Major

The following table summarizes the fretboard diagrams for the E Major scale on a 4-string banjo, showing the fret number and the notes on strings 1, 2, 3, and 4.

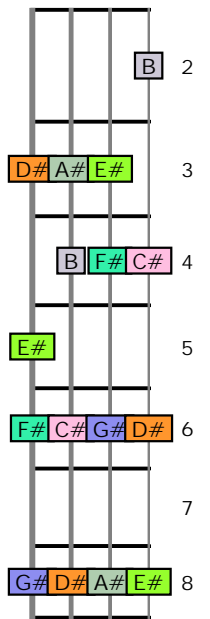
Fret	String 1	String 2	String 3	String 4
0	A			
1	C# G# D#			
2		A E B		
3	D#			
4	E B F# C#			
5				
6	F# C# G# D#			
7			A E	
8				
9				
10				
11				
12				
13				
14				

F# Major

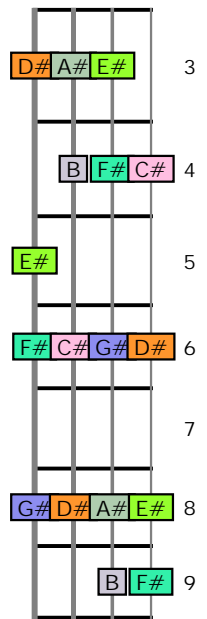
Fret 1



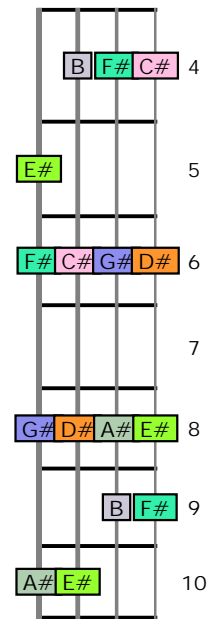
Fret 2



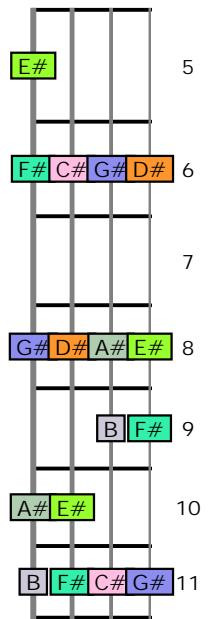
Fret 3



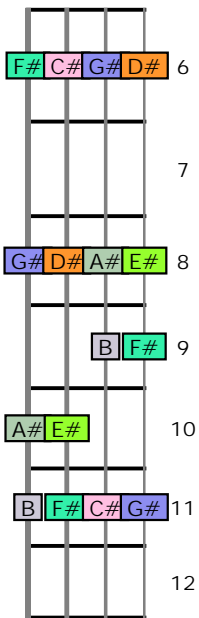
Fret 4



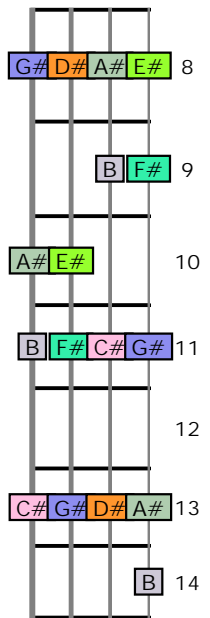
Fret 5



Fret 6



Fret 8



G Major

The following table summarizes the fretboard diagrams for the G Major scale on a 4-string banjo, showing the fret number and the notes on strings 1, 2, 3, and 4.

Fret	String 1	String 2	String 3	String 4
0	C	G	D	A
1				
2	D	A	E	B
3			C	
4	E	B	F#	
5		C	G	D
6	F#			
7	G	D	A	E
8				
9	A	E	B	F#
10			C	G
11	B	F#		
12	C	G	D	A
13				
14	D	A	E	B

Ab Major

The following table summarizes the fretboard diagrams for the Ab Major scale on a 4-string banjo:

Fret	String 1	String 2	String 3	String 4
0	C	G		
1	Db, Ab, Eb, Bb			
2				
3	Eb, Bb, F, C			
4		Db		
5	F, C, G			
6	Db, Ab, Eb			
7		G		
8			Ab, Eb, Bb, F	
9				Bb, F, C, G
10	Bb, F, C, G			
11		Db, Ab		
12	C, G			
13	Db, Ab, Eb, Bb			
14				

A Major

The diagrams show the A Major scale across 15 frets (0-14) on a 4-string banjo. The notes are color-coded: D (red), A (purple), E (yellow), B (grey), F# (green), C# (pink), G# (blue).

Fret	String 1	String 2	String 3	String 4
0				D A
1	C# G#			
2	D A E B			
3				
4	E B F# C#			
5				D
6	F# C# G#			
7				D A E
8				
9				
10				
11				
12				
13				
14				

Bb Major

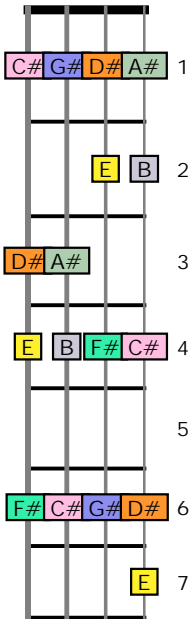
Fret 0 Fret 1 Fret 2 Fret 3 Fret 5

Fret 6 Fret 7 Fret 8

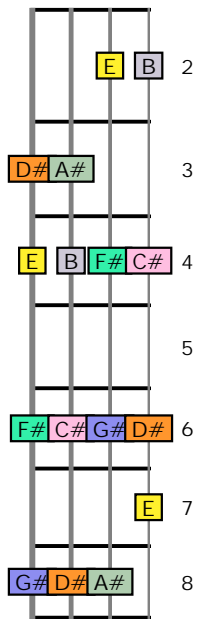
Detailed description of the fretboard diagrams for the Bb Major scale on a 4-string banjo. The diagrams are arranged in two rows. The first row contains frets 0, 1, 2, 3, and 5. The second row contains frets 6, 7, and 8. Each diagram shows a vertical representation of the four strings with fret lines. Colored boxes indicate the notes to be played at each fret. The notes are: C (white), G (cyan), D (red), A (purple), Eb (orange), Bb (green), F (light green), and C (white). The fret numbers are listed to the right of each diagram.

B Major

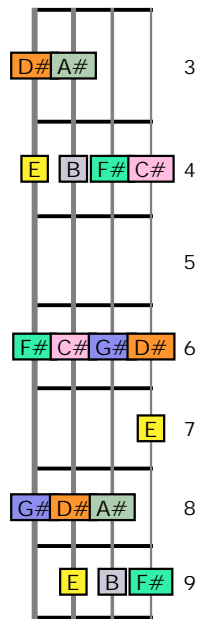
Fret 1



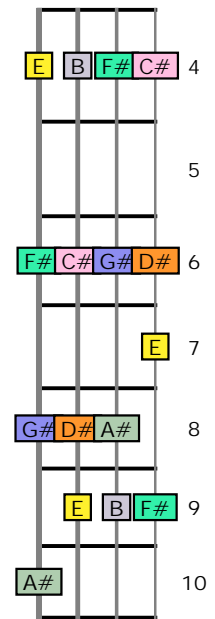
Fret 2



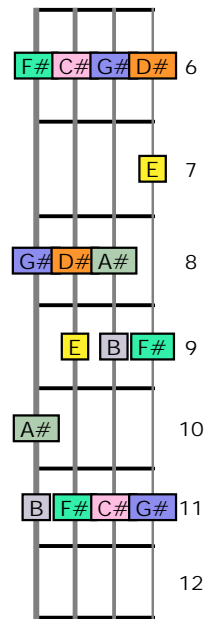
Fret 3



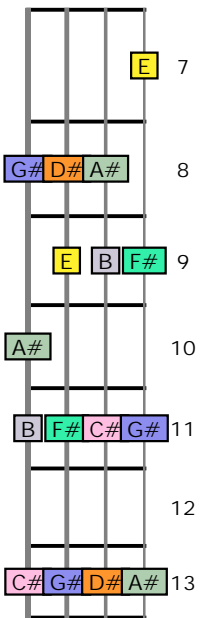
Fret 4



Fret 6



Fret 7



Fret 8

