

www.banjoseen.com: Irish Tuning-GDAE

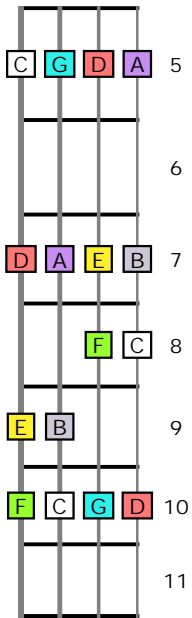
Scales : All Major Scales

Banjo (4-String), Irish Tenor Tuning

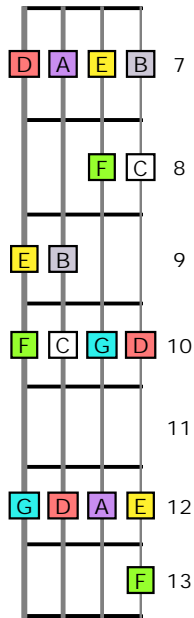
C Major

Fret 0 Fret 1 Fret 2 Fret 3 Fret 4

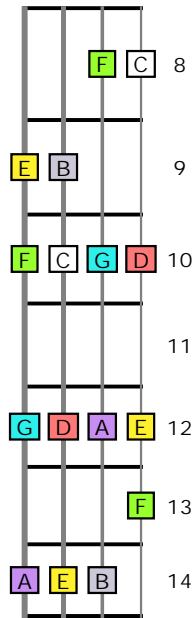
Fret 5



Fret 7

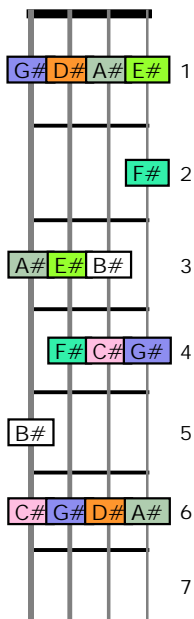


Fret 8

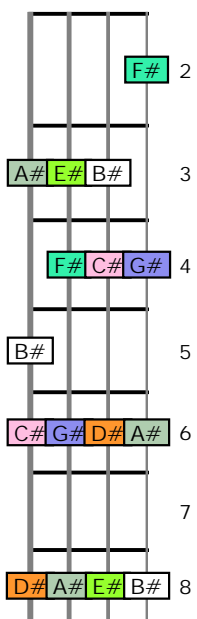


C# Major

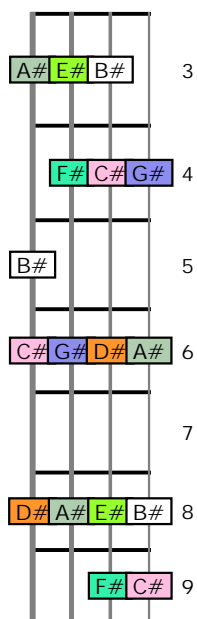
Fret 1



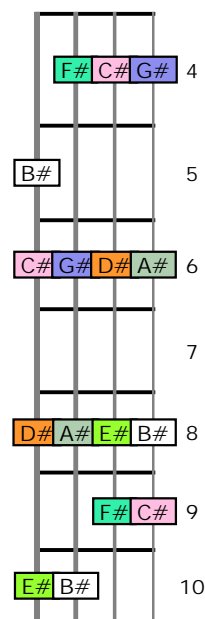
Fret 2



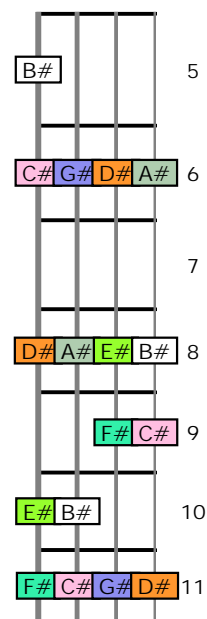
Fret 3



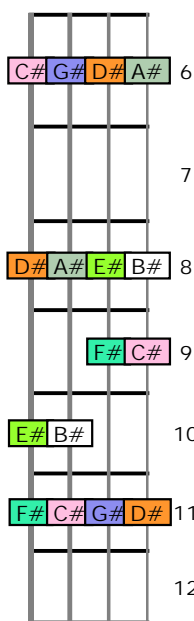
Fret 4



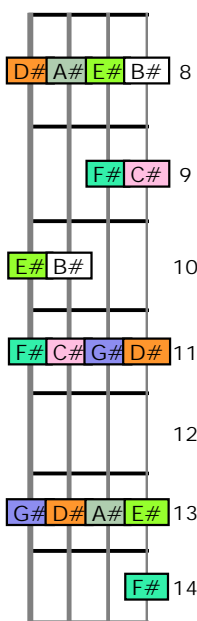
Fret 5



Fret 6



Fret 8



D Major

The following table summarizes the fret diagrams for the D Major scale on a 4-string banjo in Irish Tenor tuning. Each diagram shows the fret number and the notes on strings 1, 2, 3, and 4.

Fret	String 1	String 2	String 3	String 4
0	G	D	A	E
1				
2	A	E	B	F#
3			G	
4	B	F#	C#	
5	G	D	A	
6	C#			
7				
8				
9	E	B	F#	C#
10			G	D
11	F#	C#		
12	G	D	A	E
13				
14	A	E	B	F#

Eb Major

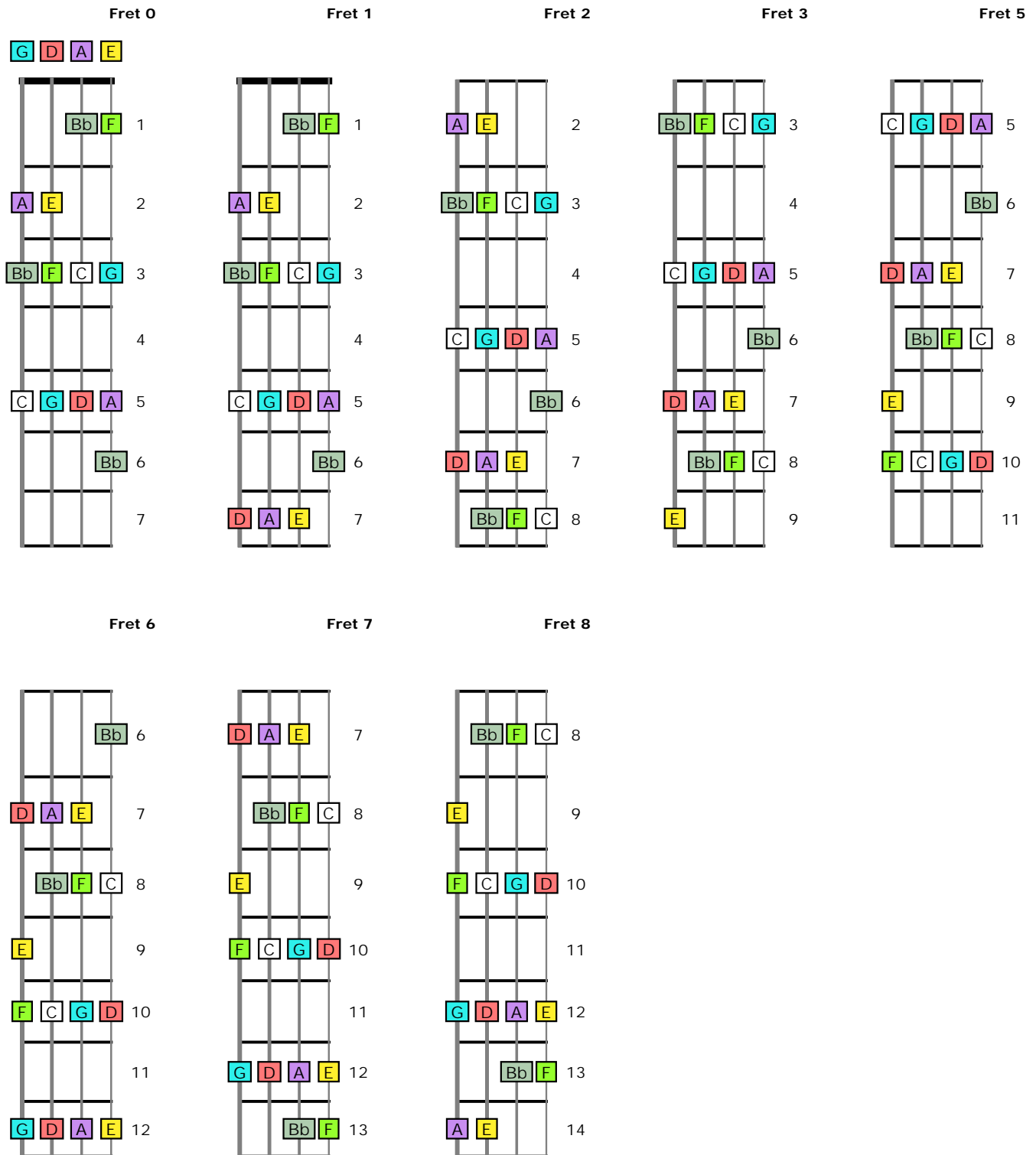
The following table summarizes the fretboard diagrams for the Eb Major scale on a 4-string banjo in Irish Tenor tuning. Each diagram shows the fret number and the notes on strings 1, 2, 3, and 4.

Fret	String 1	String 2	String 3	String 4
0	G, D			
1	Ab, Eb, Bb, F			
2				
3	Bb, F, C, G			
4			Ab	
5	C, G, D			
6	Ab, Eb, Bb			
7			D	
8			Ab, Eb, Bb, F, C	
9				
10	F, C, G, D			
11			Ab, Eb	
12	G, D			
13	Ab, Eb, Bb, F			
14				

E Major

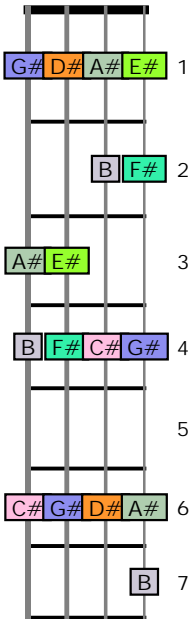
Fret 0	Fret 1	Fret 2	Fret 4	Fret 5
Fret 6	Fret 7	Fret 8	Fret 9	

F Major

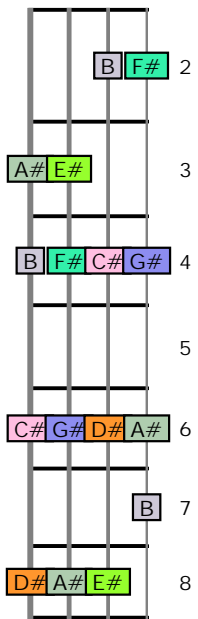


F# Major

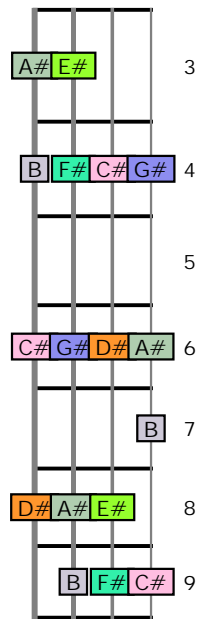
Fret 1



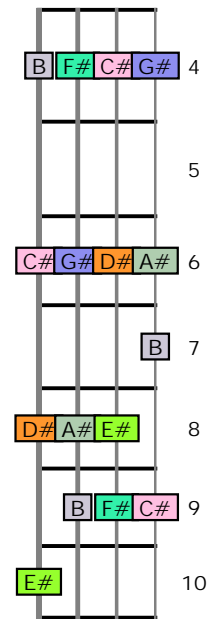
Fret 2



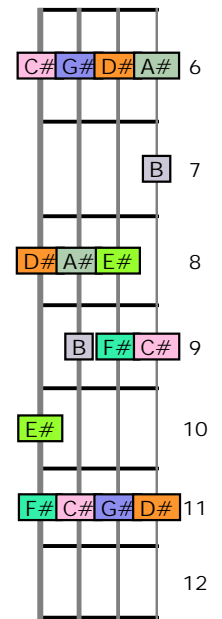
Fret 3



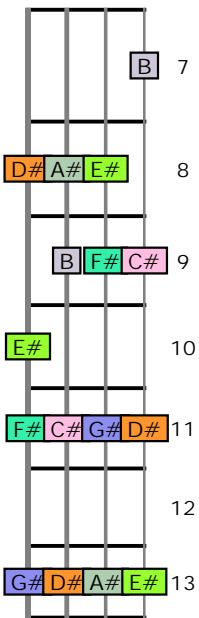
Fret 4



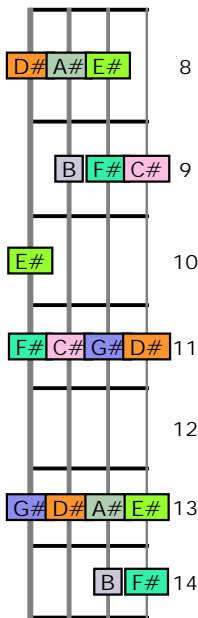
Fret 6



Fret 7



Fret 8



G Major

Fret 0

1: G D A E

2: A E B F#

3: C G

4: B F#

5: C G D A

6:

7:

Fret 2

2: A E B F#

3: C G

4: B F#

5: C G D A

6:

7: D A E B

8: C

Fret 3

3: C G

4: B F#

5: C G D A

6:

7: D A E B

8: C

9: E B F#

Fret 4

4: B F#

5: C G D A

6:

7: D A E B

8: C

9: E B F#

10: C G D

Fret 5

5: C G D A

6:

7: D A E B

8: C

9: E B F#

10: C G D

11: F#

Fret 7

7: D A E B

8: C

9: E B F#

10: C G D

11: F#

12: G D A E

13:

Fret 8

8: C

9: E B F#

10: C G D

11: F#

12: G D A E

13:

14: A E B F#

Ab Major

Fret 0 Fret 1 Fret 3 Fret 4 Fret 5

Fret 6 Fret 8

Detailed description of the fretboard diagrams: The diagrams show the fretboard for a 4-string instrument in Irish Tenor tuning. Each diagram represents a specific fret, with notes indicated by colored boxes on the strings. The notes are: G (cyan), Ab (blue), Eb (orange), Bb (green), F (yellow), C (white), Db (purple), and G (cyan). The frets are numbered 0 through 14. The diagrams show various chord shapes and positions across the fretboard.

A Major

The diagrams show the A Major scale across 15 frets. The notes are as follows:

- Fret 0:** D (1), A (2), E (3)
- Fret 1:** G# (1), A (2), B (3), F# (4), D (5), A (6), E (7)
- Fret 2:** A (1), E (2), B (3), F# (4), B (5), F# (6), C# (7), G# (8)
- Fret 4:** B (1), F# (2), C# (3), G# (4), D (5), A (6), C# (7), G# (8), D (9), A (10), E (11), B (12)
- Fret 5:** D (1), A (2), C# (3), G# (4), D (5), A (6), E (7), B (8), E (9), B (10), F# (11), C# (12), D (13), F# (14), C# (15), G# (16)
- Fret 6:** C# (1), G# (2), D (3), A (4), E (5), B (6), E (7), B (8), F# (9), C# (10), D (11), F# (12), C# (13), G# (14), D (15), A (16), E (17)
- Fret 7:** D (1), A (2), E (3), B (4), E (5), B (6), F# (7), C# (8), F# (9), C# (10), G# (11), D (12), A (13), E (14), G# (15), A (16), E (17)
- Fret 9:** E (1), B (2), F# (3), C# (4), F# (5), C# (6), G# (7), D (8), F# (9), C# (10), G# (11), D (12), A (13), E (14), G# (15), A (16), E (17)

Bb Major

Fret 0 Fret 1 Fret 2 Fret 3 Fret 5

Fret 6 Fret 7 Fret 8

Detailed description of the fretboard diagrams for Bb Major in Irish Tenor Tuning (4-string Banjo). The diagrams show the fretboard from fret 0 to 14. Each diagram represents a specific fret and shows the notes to be played on each of the four strings. The notes are color-coded: G (green), D (red), A (purple), Eb (orange), Bb (grey), F (light green), C (white), and G (cyan). The fret numbers are indicated to the right of each diagram.

B Major

The diagram shows 15 fretboard positions for the B Major scale on a 4-string banjo in Irish Tenor tuning. Each fret is labeled with its number and the notes on strings 1, 2, 3, and 4. The notes are color-coded: yellow for E, green for F#, blue for G#, orange for A#, and purple for B.

Fret	String 1	String 2	String 3	String 4
0	E			
1	G#	D#	A#	
2	E	B	F#	
3	A#			
4	B	F#	C#	G#
5				
6	C#	G#	D#	A#
7				
8	D#	A#		
9	E	B	F#	C#
10				
11	F#	C#	G#	D#
12				
13	G#	D#	A#	
14	E	B	F#	